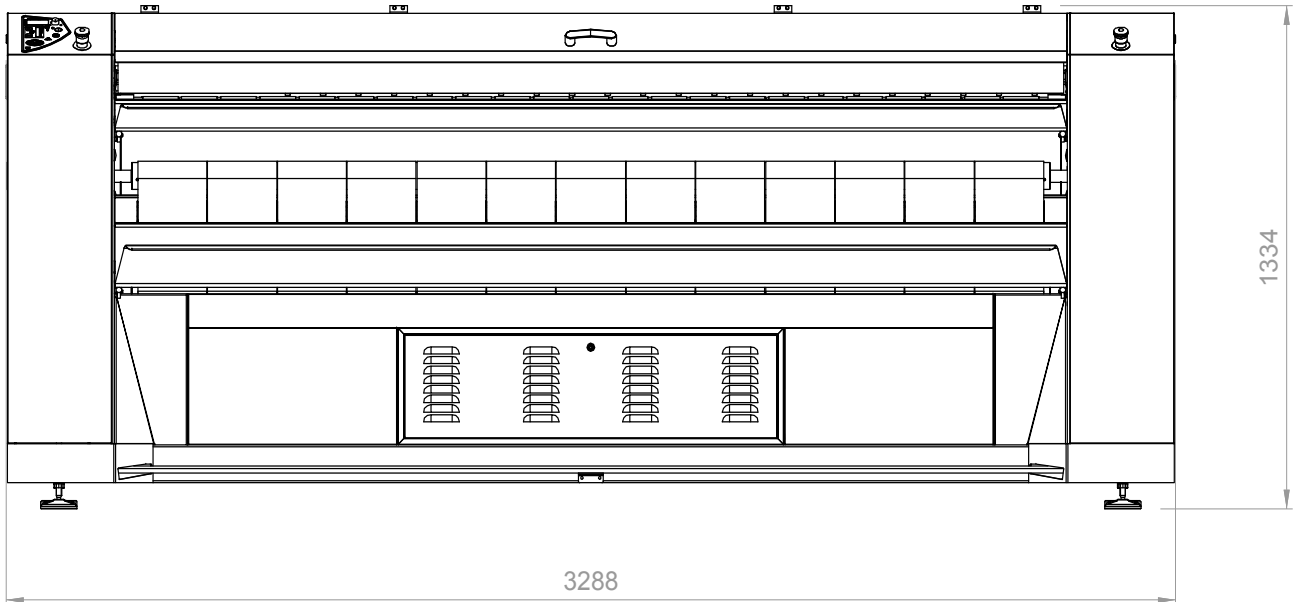
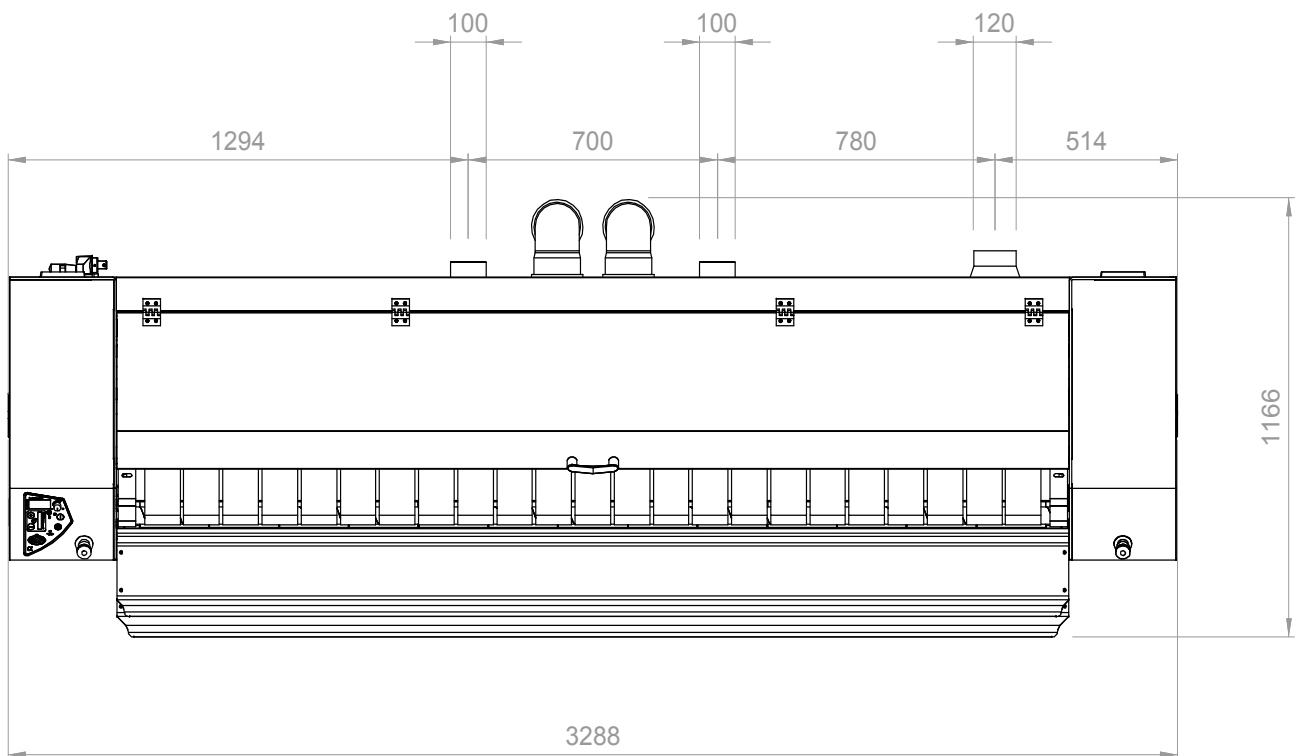


# INSTALLATION PLAN

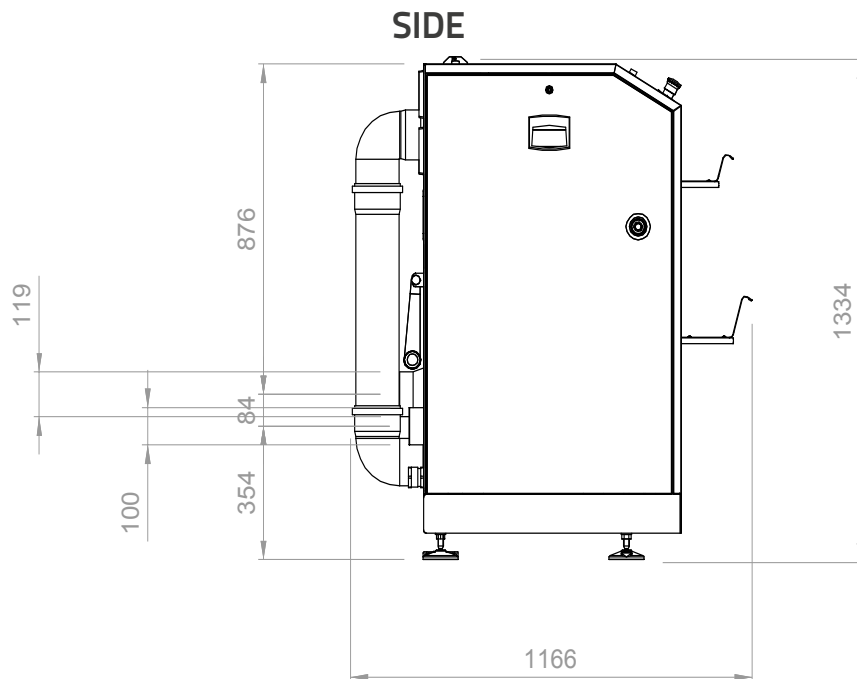
## FRONT






## TOP



## INSTALLATION PLAN



## WHAT YOU NEED

Electrical cable + industrial plug			
	V.230/1/50-60Hz	V.230/3/50-60Hz	V.400/3N/50-60Hz
	n/a	7 Amps	5 Amps
Total power required	-	2,7 kW	2,7 kW
Differential magnetothermal switch	-	Idn = 0.03 A	Idn = 0.03 A
Thermal power	-	67 kW	67 kW
Gas connection	-	G 1" M	G 1" M
Natural gas consumption (G20)	-	7 m <sup>3</sup> /h	7 m <sup>3</sup> /h
LPG consumption (G30/G31)	-	5 kg/h	5 kg/h
Steam extraction	-	Ø100 mm, 740 m <sup>3</sup> /h	Ø100 mm, 740 m <sup>3</sup> /h
Fumes extraction	-	Ø120 mm, 1200 m <sup>3</sup> /h	Ø120 mm, 1200 m <sup>3</sup> /h
Clearance around the ironer	back: 700 mm - right: 500 mm - left: 500 mm		