

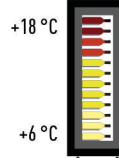
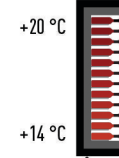
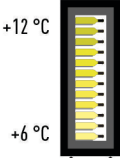
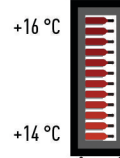


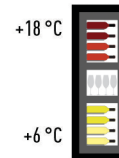









Expo M12

CODE	€	mm LxPxH		N. 0,75 LT	Class	Pnom W	KWh annum	HF	LIGHT	dB	Kg	m ³	OFF	ON
		mm LxPxH		H Ø				gr HF			Kg			

STRUTTURA • STRUCTURE

	E-M12	650 x 273 x 1696	12	60	SN-N	44 W	-	R 600 a		35	86	1,5				
		1000 x 800 x 1900	H 324 Ø 105		230 50-60Hz			28			111		SET 6 °C 25°C	SET 14 °C 30°C	SET 6 °C 25°C	SET 14 °C 30°C
	E-M12G	650 x 273 x 1696	8	40	SN-N	44 W	-	R 600 a		35	86	1,5				
		1000 x 800 x 1900	H 324 Ø 105		230 50-60Hz			28			111		SET 6 °C 25°C			

CORNICI • FRAMES

CODE	€	€	€	€	€	€	€
E-M12-C							

PANNELLO • PANELS

CODE	mm LxPxH	Kg	Kg	m ³
E-M12-P	600 x 1580 x 2	-	-	-
E-M12G-P	600 x 1580 x 2	-	-	-

* I colori RAL vengono realizzati su supporto di MDF in finitura opaca 20 gloss.

* RAL colours are made on MDF 20-gloss matte finish.

Le temperature riportate sono indicative e possono variare di (+ -) 2 °C. - Reported temperatures are approximate and may vary by (+ -) 2 °C.