

DG1106P

| CUCINA WOK 6 FUOCHI A GAS

| 6 BURNERS WOK GAS RANGE

| Caratteristiche

| Features

| Piano di lavoro in acciaio inox AISI 304 di grosso spessore | Cerchi appoggio wok in ghisa vetrificata
 | Scarico con piletta e troppopieno | Bacinella raccogli gocce del piano estraibile | Bruciatori a fiamma verticale (6 x 12 kW) | Rubinetti valvolati con fiamma pilota per l'accensione del bruciatore | Pannello comandi su entrambi i lati | Pannello comandi facilmente estraibile per facilitare le operazioni di pulizia e manutenzione | Piedini in acciaio inox regolabili in altezza

| Work top in AISI 304 stainless steel | Support rings for wok are in vitrified cast iron | Overfull drainpipe
 | Removable drip-collecting trays | Vertical flame burners in vitrified cast iron with burner cap in brass with double ring and stabilized flame (6 x 12 kW) | Valve tap with pilot flame for gas burner ignition | Control panel on both sides | Control panel which can be quickly removed for easy cleaning and maintenance
 | Adjustable AISI 304 stainless steel feet



MODELLO
MODEL



DIMENSIONI mm
DIMENSIONS mm



POTENZA GAS KW
GAS POWER KW



VOLUME m³



PESO Kg
WEIGHT Kg



ALLACCIAMENTO GAS
GAS CONNECTION

DG1106P

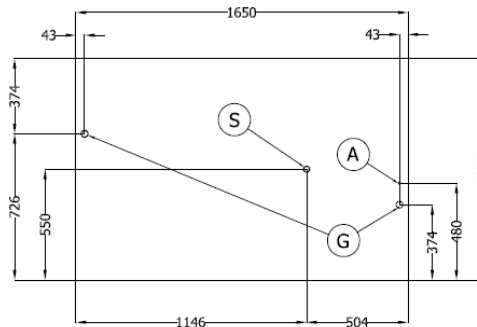
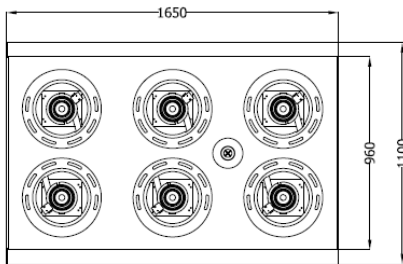
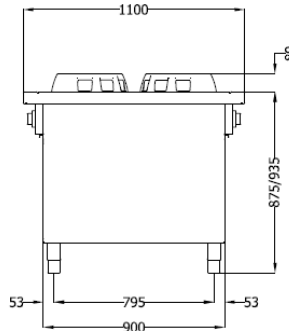
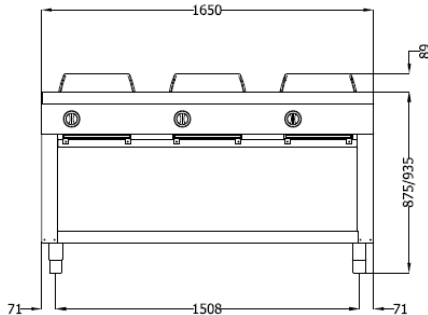
1650x1100x900

72

1,7

226

Ø 1"



G = GAS Ø 1"
 S = Curva per scarico acqua Ø 1/2"
 Elbow for water drain Ø 1/2"
 A = Carico acqua Ø 3/4" (optional)
 Water supply Ø 3/4" (optional)