

1 BASIN GAS DEEP FAT FRYER 23 LT - WITH SET OF 2 BASKET

Project:
Rev.:
Zone:
Location:



CODE
CR1353779

MODEL
Q90FRI/G423

SERIE
QUEEN 9

GENERAL FEATURES

- AISI 304 stainless-steel bases and worktops, Scotch-Brite finish
- Depth of 900 mm for high power and performance
- Catalogue offers more than 350 standard models
- Worktop, base cabinet, base cabinet with doors and oven versions
- 20/10 worktop thickness
- Twin-piece knobs prevent infiltration of dirt and have an IPX5 water ingress protection rating
- Gas ranges having burners with various configurations and power ratings: 3.5 kW - 5.7 kW, 7 kW and 10 kW. Double-ring burners for 7 and 10 kW models
- Wide range of accessories

The knobs offer optimum grip and help the chef to have the setting controls right under his eyes. Special attention has also been paid to the knob bezel that has been expertly designed to avoid penetration of liquids and/or dirt. Thanks to the IPX5 water jet ingress protection rating, awarded after passing specific tests, knobs and knob bezels can be washed at the end of the working day without affecting performance or safety.



TECHNICAL DETAILS

GAS

1 BASIN GAS DEEP FAT FRYER 23 LT - WITH SET OF 2 BASKET

- Fully moulded top, obtained from a single large stainless steel plate;
- Large capacity shaped cooking pots, with wide vertical expansion zone to avoid depositing of foam during loading;
- Automatic temperature adjustment thermostat up to 190°C;
- Fire-proof safety thermostat (230°C);
- Oil drain valves;
- Support for baskets and lids.
- Steel tubular burners outside the tub;
- Oil drain valves;
- Pilot burner piezo-electric ignition.

1 BASIN GAS DEEP FAT FRYER 23 LT - WITH SET OF 2 BASKET

CODE
CR1353779

MODEL
Q90FRI/G423

SERIE
QUEEN 9

TECHNICAL INFORMATION

SPECIFICATIONS	DATA
CODE	CR1353779
DEFINITION	Q90FRI/G423 FRIGGITRICE GAS 1V.23LT M40
MODEL	Q90FRI/G423
COMMERCIAL LINE	QUEEN
SUPPLY	GAS
WIDTH	400 MM
DEPTH	900 MM
HEIGHT	870 MM
VOLUME	0,313 M3
PACKAGING LENGTH	440,000
PACKAGING WIDTH	980,000
PACKAGING HEIGHT	500,000
PACKAGING VOLUME	0,216
GAS POWER (G30/30 MBAR)	21,00 KW
GAS POWER (G25/25 MBAR)	20,00 KW
CERTIFIED MODEL	Q90FRI/G423
CERTIFICATION NUMBER	CE-0051DM5041/M1
CERTIFICATION BODY	0085
CAPACITY	22 litri
TYPE	1 VASCA
NUMBER OF MODULES	1/2 MODULO

1 BASIN GAS DEEP FAT FRYER 23 LT - WITH SET OF 2 BASKET


CODE
CR1353779

MODEL
Q90FRI/G423


SERIE
QUEEN 9




PRODUCT'S RANGE PLUS



In the gas version, the pressed steel well with clean lines has external burners in order to facilitate cleaning.



The tanks have a large spillage well and a cold zone at the bottom to collect food particles and prolong oil life.



Conveyor for dirt supplied as standard. This element facilitates the deposit of dirt in the cold area, avoiding deposits in the hot areas of the tanks. The life of oil is even longer.



Thanks to the IPX5 water jet ingress protection rating, awarded after passing specific tests, knobs and knob bezels can be washed at the end of the working day without affecting performance or safety.



The front bar is a comfortable place for the chef to lean on; it means you will remain at a safe distance from the worktop and therefore protects from accidentally knocking against both items lying on the worktop and the knobs.

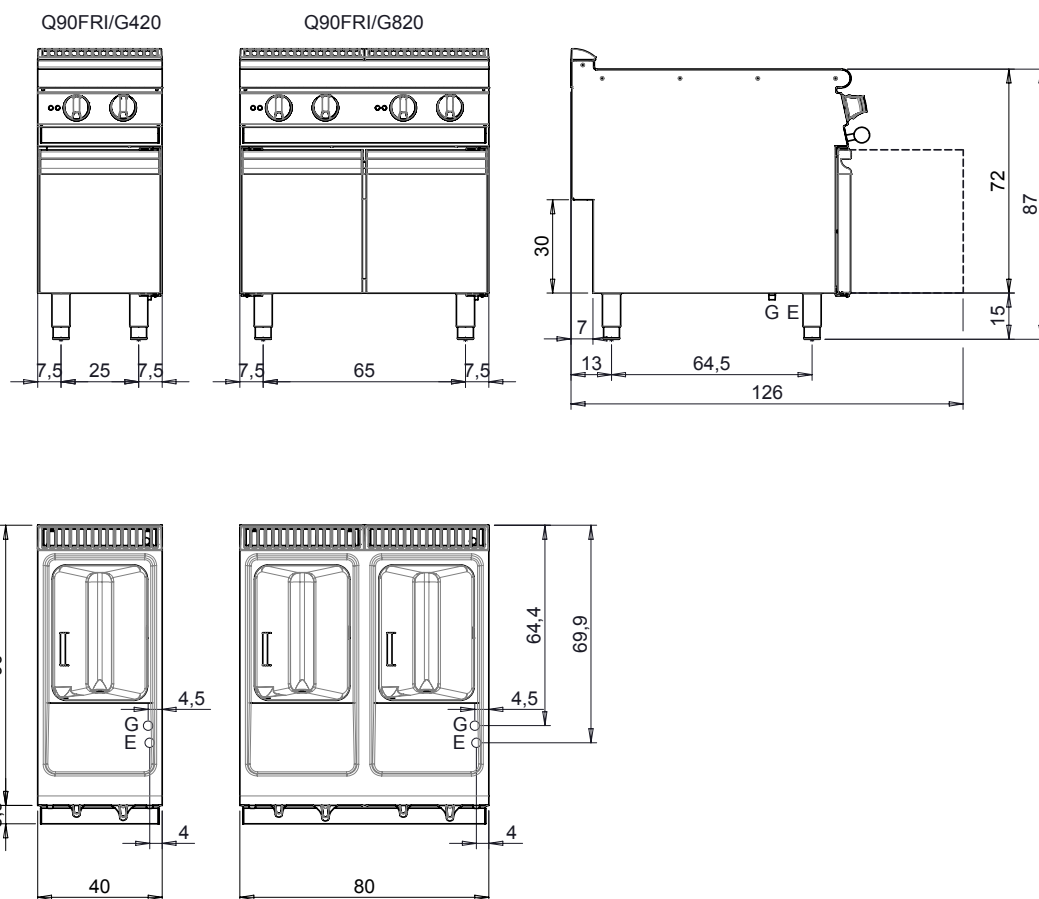
1 BASIN GAS DEEP FAT FRYER 23 LT - WITH SET OF 2 BASKET

CODE
CR1353779

MODEL
Q90FRI/G423

SERIE
QUEEN 9

MISURE IN cm - DIMENSIONS IN cm - ABMESSUNGEN IN cm - MESURES EN cm
MEDIDAS EN cm - MATEN IN cm - DIMENSIONES EN cm



Legenda - Legende - Key - Légende - Leyenda - Legenda - Legenda

<p>E Pressacavo entrata linea elettrica - Stopfbuchse - Electric cable stress relief - Presse étoupe de câble él - Pisacable - Elektrische kabelwartel - Entrada cabo eléctrico</p>	<p>G Arrivo gas - Gasanschluss - Gas connection - Arrivée gaz - Union de gas - Gasaansluiting - Ligaçao gás EN 10226-1 R 1/2; EN ISO 228-1 G 1/2 (DK)</p>
<p>S Attacco scarico acqua - Wasserablauf - Water outlet - Vidange de l'eau - Desaguadero - Wateraftapaansluiting - Junção descarga água</p>	<p>H20 Arrivo acqua - Wasseranschluss - Water inlet - Arrivée eau - Union de agua - Wateraansluiting - Junção alimentação água</p>
<p>S1 Scarico vasca - Wannenabflussrohr - Pan outlet - Vidange du bac - Descarga cuba - Water toevoer - Descarga da cuba</p>	<p>A1 = Calda - Heiss - Warm - Chaude - Caliente - Warm - Morno A2 = Fredda - Kalt - Cold - Froid - Fria - Koude - Frio</p>
<p>S2 Valvola di depressione - Anti-depression valve - Unterdruck ventil - Soupape de dépression - Válvula de depresión - Onderdrukklep - Válvula de depressão</p>	<p>L Rubinetto di livello - Level tap - Wasserhahn - Robinet de niveau - Grifo de nivel - Niveaakraan - Torneira de nível</p>
<p>S3 Scarico acqua intercapedine - Wasserablauf Zwischenraum - Jacket water drain Evacuation eau double envelope - Descarga de agua intersticios - Afvoer water tussenruimte - Descarga de água na marmitta com Sistema de aquecimento indirecto</p>	
<p>S4 Scarico - Abflussrohr - Drain - Tuyau d'évacuation - Tubo de drenaje - Aftapbuis - Tubulação de dreno</p>	