

4 BURNER GAS RANGE TOP VERSION - 29,2 KW

Project:
Rev.:
Zone:
Location:



CODE
CR1351259

MODEL
Q90PC/G8003

SERIE
QUEEN 9

GENERAL FEATURES

- AISI 304 stainless-steel bases and worktops, Scotch-Brite finish
- Depth of 900 mm for high power and performance
- Catalogue offers more than 350 standard models
- Worktop, base cabinet, base cabinet with doors and oven versions
- 20/10 worktop thickness
- Twin-piece knobs prevent infiltration of dirt and have an IPX5 water ingress protection rating
- Gas ranges having burners with various configurations and power ratings: 3.5 kW - 5.7 kW, 7 kW and 10 kW. Double-ring burners for 7 and 10 kW models
- Wide range of accessories

The knobs offer optimum grip and help the chef to have the setting controls right under his eyes. Special attention has also been paid to the knob bezel that has been expertly designed to avoid penetration of liquids and/or dirt. Thanks to the IPX5 water jet ingress protection rating, awarded after passing specific tests, knobs and knob bezels can be washed at the end of the working day without affecting performance or safety.



TECHNICAL DETAILS

4 BURNER GAS RANGE TOP VERSION - 29,2 KW

- Fully moulded top, obtained from a large stainless steel plate;
- Long prongs enamelled cast iron grilles to easily move pots between one burner and another; Stainless steel rod grilles are available
- High power cast iron burners 29,2 kW
- Burners piezo-electric ignition available as optional
- Stainless steel removable two-burner basin accessory

4 BURNER GAS RANGE TOP VERSION - 29,2 KW



CODE
CR1351259

MODEL
Q90PC/G8003

SERIE
QUEEN 9

TECHNICAL INFORMATION

SPECIFICATIONS	DATA
CODE	CR1351259
DEFINITION	Q90PC/G8003 4 FUOCHI GAS TOP POTENZIATA
MODEL	Q90PC/G8003
COMMERCIAL LINE	QUEEN
SUPPLY	GAS
WIDTH	800 MM
DEPTH	900 MM
HEIGHT	250 MM
NET WEIGHT	78,000
VOLUME	0,180 M3
PACKAGING LENGTH	860,000
PACKAGING WIDTH	1020,000
PACKAGING HEIGHT	570,000
PACKAGING VOLUME	0,500
PACKAGING GROSS WEIGHT	89,000
GAS TYPE	METANO "H, E" G20 20/25mbar
GAS POWER (G30/30 MBAR)	29,20 KW
GAS POWER (G25/25 MBAR)	29,20 KW
CERTIFIED MODEL	Q90PC/G8003
CERTIFICATION NUMBER	CE-0085BS0151
POT GAS TOT / POT FRIGO2	23,20
CERTIFICATION	0051CL3988
CERTIFICATION BODY	0085
TYPE	TOP
NUMBER OF MODULES	1/1 MODULO

4 BURNER GAS RANGE TOP VERSION - 29,2 KW



CODE
CR1351259

MODEL
Q90PC/G8003

SERIE
QUEEN 9

ACCESSORIESES

CODE	MODEL	DESCRIPTION
BN418031910030	PRL	PIASTRA RADIANTE LISCIA MONOFUOCO SERIE 900
BN418031910040	PRR	PIASTRA RADIANTE RIGATA MONOFUOCO SERIE 900
BN418031920020	9GF	CHROMED WIRE GRID PER FORNO SERIE 900
BN418031910180	N9BA	REMOVABLE HOTPLATE COVER SERIE 900
CR1353959	CR1353959	GRIGLIA INOX BIFUOCO
BN41C1500086	ACC2FP	ELECTRIC IGNITION - 2 BURNERS
BN41C1500087	ACC4FP	ELECTRIC IGNITION - 4 BURNERS
BN41C1700144	ACC6FP	ELECTRIC IGNITION - 6 BURNERS
ACC8FP	ACC8FP	ELECTRIC IGNITION - 8 BURNERS
CR1018839	QP12	Base door L 400
CR1018849	QKC11	KIT DRAWERS GN1/1 H150
CR1015349	QRG11	SET OF TRY SLIDES GN 1/1
CR0592770	ZA40	FRONT PLINTH
CR0982789	ZL90	SIDE PLINTH SERIE 900
MA97432000	NXR	SET OF WHEELS NXR
MA97433000	NXRI	SET OF WHEELS INOX NXRI
CR1015369	QCH20	DIRECTABLE WATER FLUE
CR0592869	CR0592869	4 PIEDI X INSTALL.SU ZOCCOLO DI CEMENTO
CR1015339	QPT	N. 4 PIEDINI IN ACCIAIO INOX PER INSTALLAZIONE SU PIANI
CR0592879	CR0592879	KIT ANTI RIBALTAMENTO 2 PIEDI X N900
CR0592399	NXTVT1	KIT PANNELLI X BASE TECN.1 FRONTE NXTVT1
CR0592409	NXTVT2	KIT PANNELLI X BASE TECN.2 FRONTI NXTVT2
CR1018879	Q90FTDX	FIANCO TERMINALE DESTRO QUEEN
CR1018889	Q90FTSX	FIANCO TERMINALE SINISTRO QUEEN
CR0980009	CANT	TUBULAR HANDRAIL FRONTALE (AL METRO LINEARE)
CR0980019	9CLAT	TUBULAR HANDRAIL LATERALE SERIE 900
BN418031900211	9PRD	PIANO LATERALE RIBALTABILE DESTRO
BN418031900460	9PFD	PIANO LATERALE FISSO DESTRO
BN418031900221	9PRS	PIANO LATERALE RIBALTABILE SINISTRO
BN418031900470	9PFS	PIANO LATERALE FISSO SINISTRO
BN418031900121	9KR	KIT STATIC WARMER

4 BURNER GAS RANGE TOP VERSION - 29,2 KW


CODE
CR1351259

MODEL
Q90PC/G8003

SERIE
QUEEN 9



PRODUCT'S RANGE PLUS



Fully moulded top, obtained from a large stainless steel plate.




Long prongs enameled cast iron grilles to easily move pots between one burner and another.



High power cast iron burners 3.5-5.7- 7 and 10 kW.



Thanks to the IPX5 water jet ingress protection rating, awarded after passing specific tests, knobs and knob bezels can be washed at the end of the working day without affecting performance or safety.



Protected pilot flame, with easily washable protection.



The front bar is a comfortable place for the chef to lean on; it means you will remain at a safe distance from the worktop and therefore protects from accidentally knocking against both items lying on the worktop and the knobs.

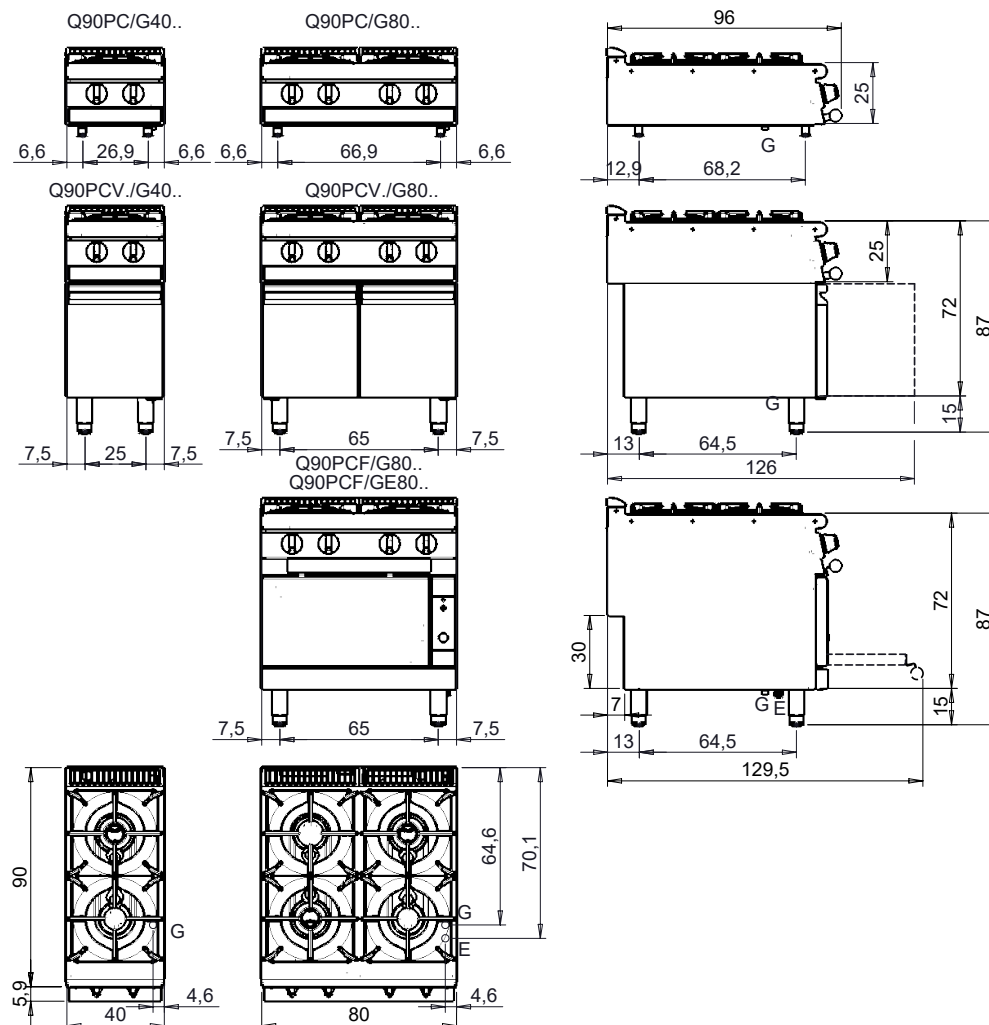
4 BURNER GAS RANGE TOP VERSION - 29,2 KW

CODE
CR1351259

MODEL
Q90PC/G8003

SERIE
QUEEN 9

MISURE IN cm - DIMENSIONS IN cm - ABMESSUNGEN IN cm - MESURES EN cm
MEDIDAS EN cm - MATEN IN cm - DIMENSIONES EN cm



Legenda - Legende - Key - Légende - Leyenda - Legenda - Legenda

E Pressacavo entrata linea elettrica - Stopfbuchse - Electric cable stress relief - Presse étoupe de câble él - Pisacable - Elektrische kabelwartel - Entrada cabo eléctrico	G Arrivo gas - Gasanschluss - Gas connection - Arrivée gaz - Union de gas - Gasaansluiting - Ligação gás EN 10226-1 R 1/2; EN ISO 228-1 G 1/2 (DK)
S Attacco scarico acqua - Wasserablauf - Water outlet - Vidange de l'eau - Desaguadero - Wateraftapaansluiting - Junção descarga água	H20 Arrivo acqua - Wasseranschluss - Water inlet - Arrivée eau - Union de agua - Wateraansluiting - Junção alimentação água
S1 Scarico vasca - Wannenabflussrohr - Pan outlet - Vidange du bac - Descarga cuba - Water toevoer - Descarga da cuba	A1 = Calda - Heiss - Warm - Chaude - Caliente - Warm - Morno A2 = Fredda - Kalt - Cold - Froid - Fria - Koude - Frio
S2 Valvola di depressione - Anti-depression valve - Unterdruck ventil - Soupape de dépression - Válvula de depresión - Onderdrukklep - Válvula de depressão	
S3 Scarico acqua intercapedine - Wasserablauf Zwischenraum - Jacket water drain Evacuation eau double envelope - Descarga de agua intersticios - Afvoer water tussenruimte - Descarga de água na marmitta com Sistema de aquecimento indirecto	
S4 Scarico - Abflussrohr - Drain - Tuyau d'évacuation - Tubo de drenaje - Aftapbuis - Tubulação de dreno	L Rubinetto di livello - Level tap - Wasserhahn - Robinet de niveau - Grifo de nivel - Niveaukraan - Torneira de nível