

Project: .....  
Rev.: .....  
Zone: .....  
Location: .....



## 2 BASIN GAS DEEP FAT FRYER 10+10 LT

CODE  
CR1018369

MODEL  
Q90FRI/G610

SERIE  
QUEEN 9

### GENERAL FEATURES

- AISI 304 stainless-steel bases and worktops, Scotch-Brite finish
- Depth of 900 mm for high power and performance
- Catalogue offers more than 350 standard models
- Worktop, base cabinet, base cabinet with doors and oven versions
- 20/10 worktop thickness
- Twin-piece knobs prevent infiltration of dirt and have an IPX5 water ingress protection rating
- Gas ranges having burners with various configurations and power ratings: 3.5 kW - 5.7 kW, 7 kW and 10 kW. Double-ring burners for 7 and 10 kW models
- Wide range of accessories

The knobs offer optimum grip and help the chef to have the setting controls right under his eyes. Special attention has also been paid to the knob bezel that has been expertly designed to avoid penetration of liquids and/or dirt. Thanks to the IPX5 water jet ingress protection rating, awarded after passing specific tests, knobs and knob bezels can be washed at the end of the working day without affecting performance or safety.



### TECHNICAL DETAILS

GAS

2 BASIN GAS DEEP FAT FRYER 10+10 LT

- Fully moulded top, obtained from a single large stainless steel plate;
- Large capacity shaped cooking pots, with wide vertical expansion zone to avoid depositing of foam during loading;
- Automatic temperature adjustment thermostat up to 190°C;
- Fire-proof safety thermostat (230°C);
- Oil drain valves;
- Support for baskets and lids.
- Steel tubular burners outside the tub;
- Oil drain valves;
- Pilot burner piezo-electric ignition.

## 2 BASIN GAS DEEP FAT FRYER 10+10 LT

CODE	MODEL	SERIE
CR1018369	Q90FRI/G610	QUEEN 9

### TECHNICAL INFORMATION

SPECIFICATIONS	DATA
CODE	CR1018369
DEFINITION	Q90FRI/G610 FRIGG. GAS 2V. 10+10LT M60
MODEL	Q90FRI/G610
COMMERCIAL LINE	QUEEN
SUPPLY	GAS
WIDTH	600 MM
DEPTH	900 MM
HEIGHT	870 MM
NET WEIGHT	68,600
VOLUME	0,470 M3
PACKAGING LENGTH	660,000
PACKAGING WIDTH	1020,000
PACKAGING HEIGHT	1150,000
PACKAGING VOLUME	0,775
PACKAGING GROSS WEIGHT	81,000
GAS POWER (G30/30 MBAR)	19,00 KW
GAS POWER (G25/25 MBAR)	19,00 KW
CERTIFIED MODEL	Q90FRI/G610
CERTIFICATION NUMBER	CE-0051DM5041/M1
CERTIFICATION BODY	0085
CAPACITY	10 litri
TYPE	2 VASCHE
NUMBER OF MODULES	3/4 MODULO

## 2 BASIN GAS DEEP FAT FRYER 10+10 LT


CODE  
CR1018369

MODEL  
Q90FRI/G610


SERIE  
QUEEN 9




# PRODUCT'S RANGE PLUS



In the gas version, the pressed steel well with clean lines has external burners in order to facilitate cleaning.



The tanks have a large spillage well and a cold zone at the bottom to collect food particles and prolong oil life.



Conveyor for dirt supplied as standard. This element facilitates the deposit of dirt in the cold area, avoiding deposits in the hot areas of the tanks. The life of oil is even longer.



Thanks to the IPX5 water jet ingress protection rating, awarded after passing specific tests, knobs and knob bezels can be washed at the end of the working day without affecting performance or safety.



The front bar is a comfortable place for the chef to lean on; it means you will remain at a safe distance from the worktop and therefore protects from accidentally knocking against both items lying on the worktop and the knobs.

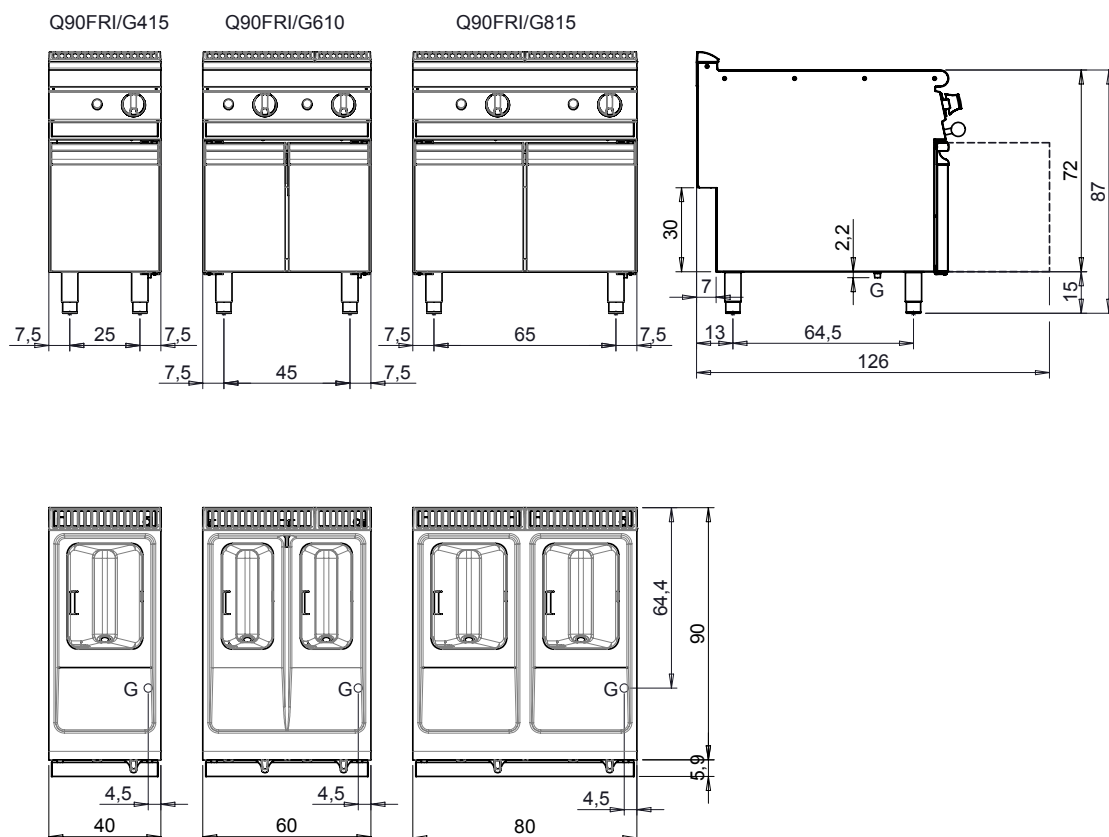
## 2 BASIN GAS DEEP FAT FRYER 10+10 LT

CODE  
CR1018369

MODEL  
Q90FRI/G610

SERIE  
QUEEN 9

MISURE IN cm - DIMENSIONS IN cm - ABMESSUNGEN IN cm - MESURES EN cm  
MEDIDAS EN cm - MATEN IN cm - DIMENSIONES EN cm



### Legenda - Legende - Key - Légende - Leyenda - Legenda - Legenda

<p><b>E</b> Pressacavo entrata linea elettrica - Stopfbuchse - Electric cable stress relief - Presse étoupe de câble él - Pisacable - Elektrische kabelwartel - Entrada cabo eléctrico</p>	<p><b>G</b> Arrivo gas - Gasanschluss - Gas connection - Arrivée gaz - Union de gas - Gasaansluiting - Ligaçao gás <b>EN 10226-1 R 1/2; EN ISO 228-1 G 1/2 (DK)</b></p>
<p><b>S</b> Attacco scarico acqua - Wasserablauf - Water outlet - Vidange de l'eau - Desaguadero - Wateraftapaansluiting - Junção descarga água</p>	<p><b>H20</b> Arrivo acqua - Wasseranschluss - Water inlet - Arrivée eau - Union de agua - Wateraansluiting - Junção alimentação água</p>
<p><b>S1</b> Scarico vasca - Wannenabflussrohr - Pan outlet - Vidange du bac - Descarga cuba - Water toevoer - Descarga da cuba</p>	<p><b>A1 =</b> Calda - Heiss - Warm - Chaude - Caliente - Warm - Morno <b>A2 =</b> Fredda - Kalt - Cold - Froid - Fria - Koude - Frio</p>
<p><b>S2</b> Valvola di depressione - Anti-depression valve - Unterdruck ventil - Soupape de dépression - Válvula de depresión - Onderdrukklep - Válvula de depressão</p>	<p><b>L</b> Rubinetto di livello - Level tap - Wasserhahn - Robinet de niveau - Grifo de nivel - Niveaakraan - Torneira de nível</p>
<p><b>S3</b> Scarico acqua intercapedine - Wasserablauf Zwischenraum - Jacket water drain Evacuation eau double envelope - Descarga de agua intersticios - Afvoer water tussenruimte - Descarga de água na marmitta com Sistema de aquecimento indirecto</p>	
<p><b>S4</b> Scarico - Abflussrohr - Drain - Tuyau d'évacuation - Tubo de drenaje - Aftapbuis - Tubulação de dreno</p>	