

GAS SOLID TOP WITH TWO BURNERS ON LEFT ON OPEN CUPBOARD

Project:
Rev.:
Zone:
Location:



CODE
CR1013189

MODEL
Q70TPMV/G8003SX

SERIE
QUEEN 7

GENERAL FEATURES

- 15/10 worktop thickness
- Stainless steel, Scotch-Brite finish
- Sturdy and powerful with compact design
- Depth of 700 mm means it will fit the most common configurations
- Catalogue offers more than 300 standard models
- Worktop, base cabinet, base cabinet with doors and oven versions
- Twin-piece knobs prevent the infiltration of dirt and are watertight
- Gas ranges having burners with various configurations and power ratings: 3,5 kW - 5,7 kW e 7 kW
- Wide range of accessories

The front bar is a new design feature that increases the kitchen's visual importance and offers clear benefits: it is a comfortable place for the chef to lean on; it means you will remain at a safe distance from the worktop and therefore protects from accidentally knocking against both items lying on the worktop and the knobs.



TECHNICAL DETAILS

GAS

GAS SOLID TOP WITH TWO BURNERS ON LEFT ON OPEN CUPBOARD

- Cast iron brushed griddle with removable central disc.
- High power (12 kW) central burner with piezo ignition.
- Distinguished heating zones with maximum temperature in the centre 500°C, decreasing towards the perimeter.
- Safety valve with thermocouple and supplied power progressive adjustment.
- Long prongs enamelled cast iron grilles to easily move pots between one burner and another; Stainless steel rod grilles are available.
- High power cast iron burners (3.5- 5.7- 7 kW).
- Burners piezo-electric ignition available as optional.
- Stainless steel removable two-burner basin accessory.

GAS SOLID TOP WITH TWO BURNERS ON LEFT ON OPEN CUPBOARD

CODE
CR1013189

MODEL
Q70TPMV/G8003SX

SERIE
QUEEN 7

TECHNICAL INFORMATION

| SPECIFICATIONS | DATA |
|--------------------------|--|
| CODE | CR1013189 |
| DEFINITION | Q70TPMV/G8003SX TUTTAP.GAS+2F POT.SX A/G |
| MODEL | Q70TPMV/G8003SX |
| COMMERCIAL LINE | QUEEN |
| SUPPLY | GAS |
| WIDTH | 800 MM |
| DEPTH | 700 MM |
| HEIGHT | 870 MM |
| NET WEIGHT | 112,000 |
| VOLUME | 0,487 M3 |
| PACKAGING LENGTH | 840,000 |
| PACKAGING WIDTH | 980,000 |
| PACKAGING HEIGHT | 520,000 |
| PACKAGING VOLUME | 1,440 |
| PACKAGING GROSS WEIGHT | 131,000 |
| GAS TYPE | METANO "H, E" G20 20/25mbar |
| GAS POWER (G30/30 MBAR) | 16,50 KW |
| GAS POWER (G25/25 MBAR) | 16,50 KW |
| CERTIFIED MODEL | Q70TPMV/G80SX |
| CERTIFICATION NUMBER | CE-0085BU0311 |
| POT GAS TOT / POT FRIGO2 | 16,50 |
| CERTIFICATION | 0085AR0018 |
| CERTIFICATION BODY | 0085 |
| TYPE | SU ARMADIO |
| PRODUCT VARIANTS | FUOCHI+PIASTRA TUTTAP. A DX |
| NUMBER OF MODULES | 1/1 MODULO |

GAS SOLID TOP WITH TWO BURNERS ON LEFT ON OPEN CUPBOARD

| CODE | MODEL | SERIE |
|-----------|-----------------|---------|
| CR1013189 | Q70TPMV/G8003SX | QUEEN 7 |

ACCESSORIESES

| CODE | MODEL | DESCRIPTION |
|----------------|----------|---|
| CR1018819 | QP14 | Coet of base L 200 |
| CR1018829 | QP13 | Base door L 300 |
| CR1018839 | QP12 | Base door L 400 |
| CR1012109 | QP15 | Base door L 500 |
| CR0985539 | ZL70 | INOX SIDE PLINTH 700 SERIE |
| CR0592770 | ZA40 | FRONT PLINTH |
| CR0985539 | ZL70 | INOX SIDE PLINTH 700 SERIE |
| MA97432000 | NXR | SET OF WHEELS NXR |
| MA97433000 | NXRI | SET OF WHEELS INOX NXRI |
| CR0990359 | CH20 | DIRECTABLE WATER FLUE |
| CR0980009 | CANT | TUBULAR HANDRAIL FRONTALE (AL METRO LINEARE) |
| CR0980019 | 9CLAT | TUBULAR HANDRAIL LATERALE SERIE 900 |
| CR0980029 | 18CLAT | DOUBLE SIDE TUBULAR HANDRAIL SERIE 900 |
| CR1015229 | Q70FTDX | END SIDE ELEMENT QUEEN7 - RIGHT |
| CR1015239 | Q70FTSX | END SIDE ELEMENT QUEEN7 - RIGHT |
| CR1015249 | Q70FT140 | END SIDE ELEMENT QUEEN7 - PASSTROUGHT |
| BN418031900191 | 7PRD | PIANO LATERALE RIBALTABILE DESTRO |
| BN418031900440 | 7PFD | PIANO LATERALE FISSO DESTRO |
| BN418031900201 | 7PRS | PIANO LATERALE RIBALTABILE SINISTRO |
| BN418031900450 | 7PFS | PIANO LATERALE FISSO SINISTRO |
| BN418031900320 | 7TLD | TOP FINISHING END PIECE QUEEN7 - DX |
| BN418031900330 | 7TLS | TOP FINISHING END PIECE QUEEN7 - SX |
| BN418031900360 | 14TL | TOP FINISHING END PIECE QUEEN7 - PASS-TROUGHT |
| BN418031920420 | FC2 | Chest (False fireplace) L 20 cm |
| BN418031920430 | FC4 | Chest (False fireplace) L 40 cm |
| BN418031920490 | FC6 | Chest (False fireplace) L 60 cm |
| BN418031920440 | FC8 | Chest (False fireplace) L 80 cm |
| BN418031920450 | FC10 | Chest (False fireplace) L 100 cm |
| BN418031920460 | FC12 | Chest (False fireplace) L 120 cm |
| BN418031920470 | FC16 | Chest (False fireplace) L 160cm |
| BN418031920070 | 7RIP4 | Lower shelf l 40 cm |
| BN418031920080 | 7RIP8 | Lower shelf l 80 cm |
| BN418031920090 | 7RIP12 | Lower shelf l 120 cm |
| BN418031920100 | 7RIP16 | Lower shelf l 160 cm |
| BN418031920110 | PP8 | Front porzerent plane P 100 mm |
| BN418031920300 | PP12 | Frontal portioning plane P 130 mm |
| BN418031920480 | PP16 | Front porzerent plane P 100 mm |

**GAS SOLID TOP WITH TWO BURNERS ON
LEFT ON OPEN CUPBOARD**

CODE
CR1013189

MODEL
Q70TPMV/G8003SX

SERIE
QUEEN 7

QUEEN


PRODUCT'S
RANGE PLUS




Extra-thick top plate with removable middle ring.



Single high-efficiency middle burner providing different temperature zones on the hob with maximum heat in the centre and gradually decreasing temperatures when moving towards the edges.



Protected pilot flame, with easily washable protection.



Fully moulded top, obtained from a large stainless steel plate.



Thanks to the water jet ingress protection rating, awarded after passing specific tests, knobs and knob bezels can be washed at the end of the working day without affecting performance or safety.



Long prongs enamelled cast iron grilles to easily move pots between one burner and another.



The front bar is a comfortable place for the chef to lean on; it means you will remain at a safe distance from the worktop and therefore protects from accidentally knocking against both items lying on the worktop and the knobs.



High power cast iron burners 3.5-5.7- 7 kW.

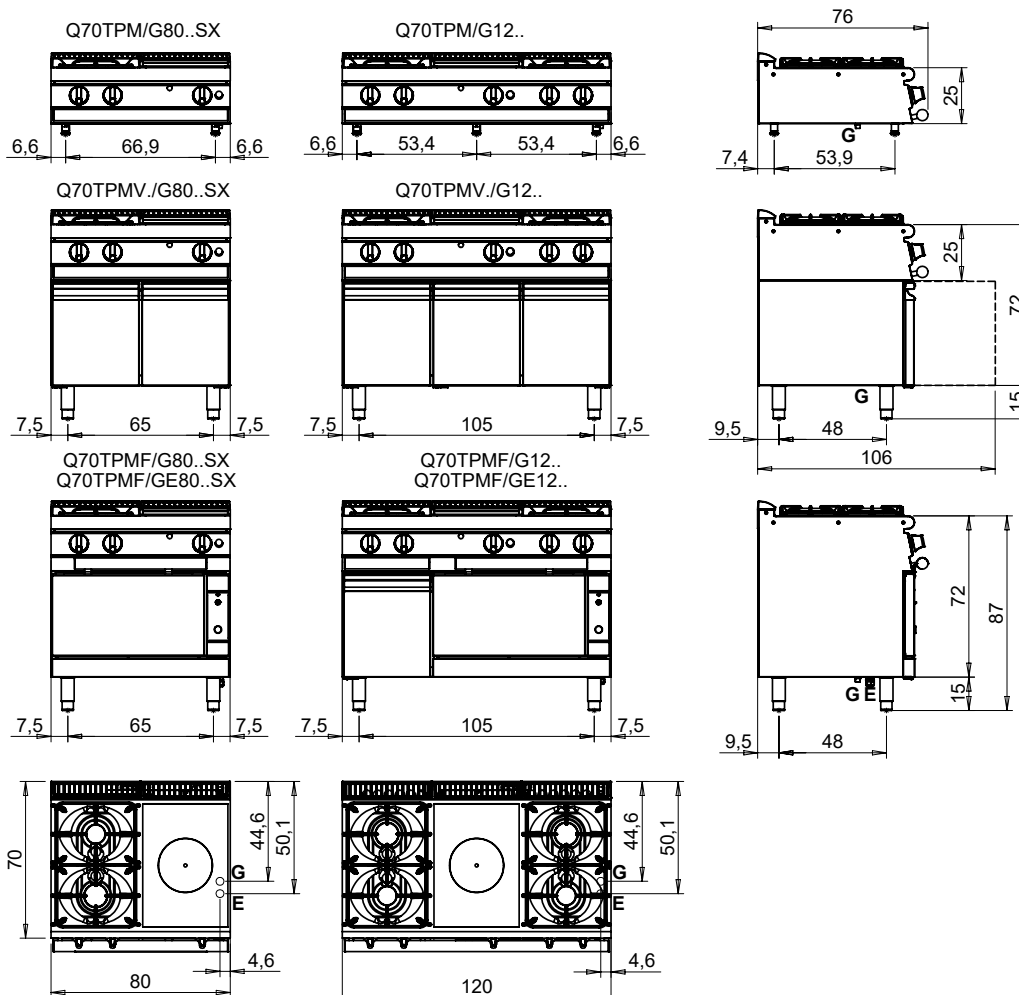
GAS SOLID TOP WITH TWO BURNERS ON LEFT ON OPEN CUPBOARD

CODE
CR1013189

MODEL
Q70TPMV/G8003SX

SERIE
QUEEN 7

MISURE IN cm - DIMENSIONS IN cm - ABMESSUNGEN IN cm - MESURES EN cm
MEDIDAS EN cm - MATEN IN cm - DIMENSIONES EN cm



Legenda - Legende - Key - Légende - Leyenda - Legenda - Legenda

| | |
|--|---|
| <p>E Pressacavo entrata linea elettrica - Stopfbuchse - Electric cable stress relief - Presse étoupe de câble él - Pisacable - Elektrische kabelwartel - Entrada cabo eléctrico</p> | <p>G Arrivo gas - Gasanschluss - Gas connection - Arrivée gaz - Union de gas - Gasaansluiting - Ligação gás EN 10226-1 R 1/2; EN ISO 228-1 G 1/2 (DK)</p> |
| <p>S Attacco scarico acqua - Wasserablauf - Water outlet - Vidange de l'eau - Desaguadero - Wateraftapaansluiting - Junção descarga água</p> | <p>H20 Arrivo acqua - Wasseranschluss - Water inlet - Arrivée eau - Union de água - Wateraansluiting - Junção alimentação água</p> |
| <p>S1 Scarico vasca - Wannenabflussrohr - Pan outlet - Vidange du bac - Descarga cuba - Water toevoer - Descarga da cuba</p> | <p>A1 = Calda - Heiss - Warm - Chaude - Caliente - Warm - Morno A2 = Fredda - Kalt - Cold - Froid - Fria - Koude - Frio</p> |
| <p>S2 Valvola di depressione - Anti-depression valve - Unterdruck ventil - Soupape de dépression - Válvula de depresión - Onderdrukklep - Válvula de depressão</p> | <p>L Rubinetto di livello - Level tap - Wasserhahn - Robinet de niveau - Grifo de nivel - Niveaakraan - Torneira de nível</p> |
| <p>S3 Scarico acqua intercapedine - Wasserablauf Zwischenraum - Jacket water drain Evacuation eau double envelope - Descarga de agua intersticios - Afvoer water tussenruimte - Descarga de água na marmitta com Sistema de aquecimento indirecto</p> | |
| <p>S4 Scarico - Abflussrohr - Drain - Tuyau d'évacuation - Tubo de drenaje - Aftapbuis - Tubulação de dreno</p> | |